


HOW TO RECOVER YOUR PASSWORD

when you know your USERNAME & Email that was used when the account was created

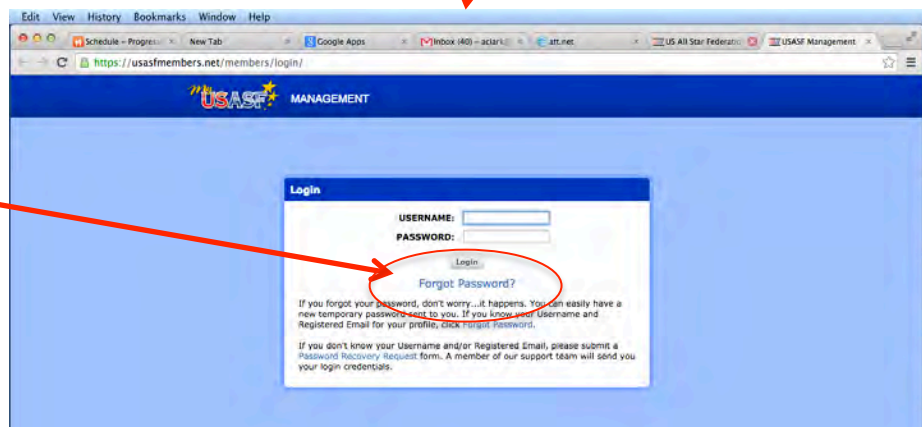


Go to USASF.net

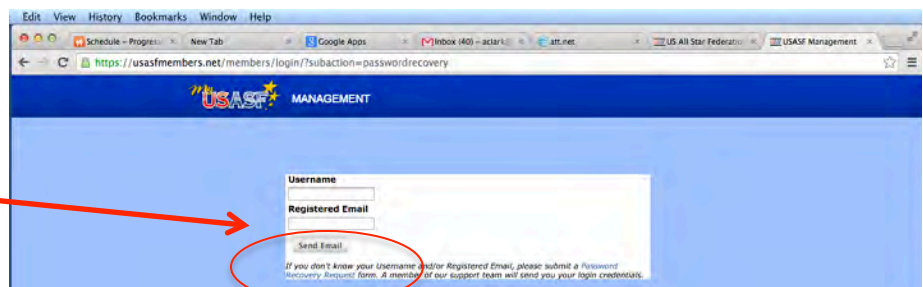
Click the MEMBER LOGIN button

You will be directed to the next screen

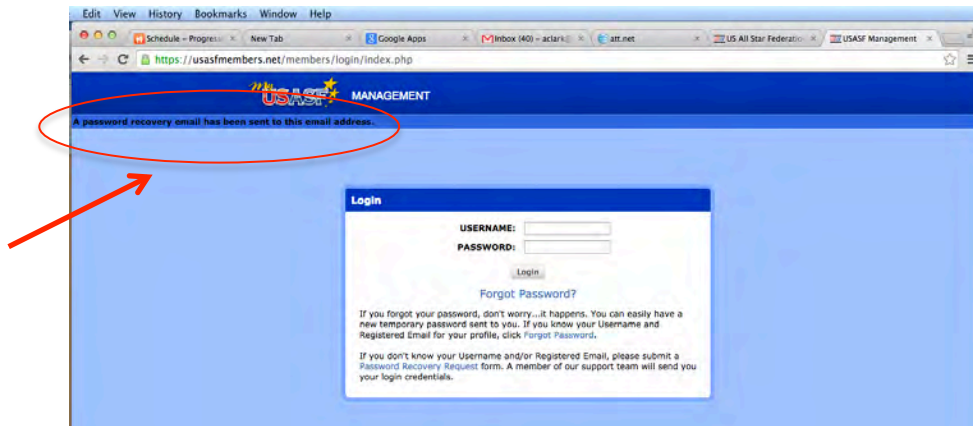
If you do not know your USERNAME and PASSWORD click the [Forgot Password Link](#)



Enter your USERNAME and the REGISTERED EMAIL click [SEND EMAIL BUTTON](#)



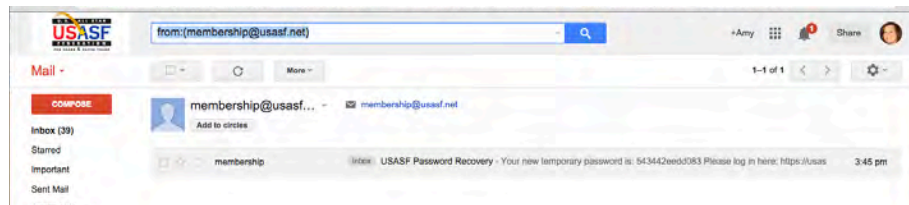
If the system recognizes the USERNAME and PASSWORD combination you will see this message



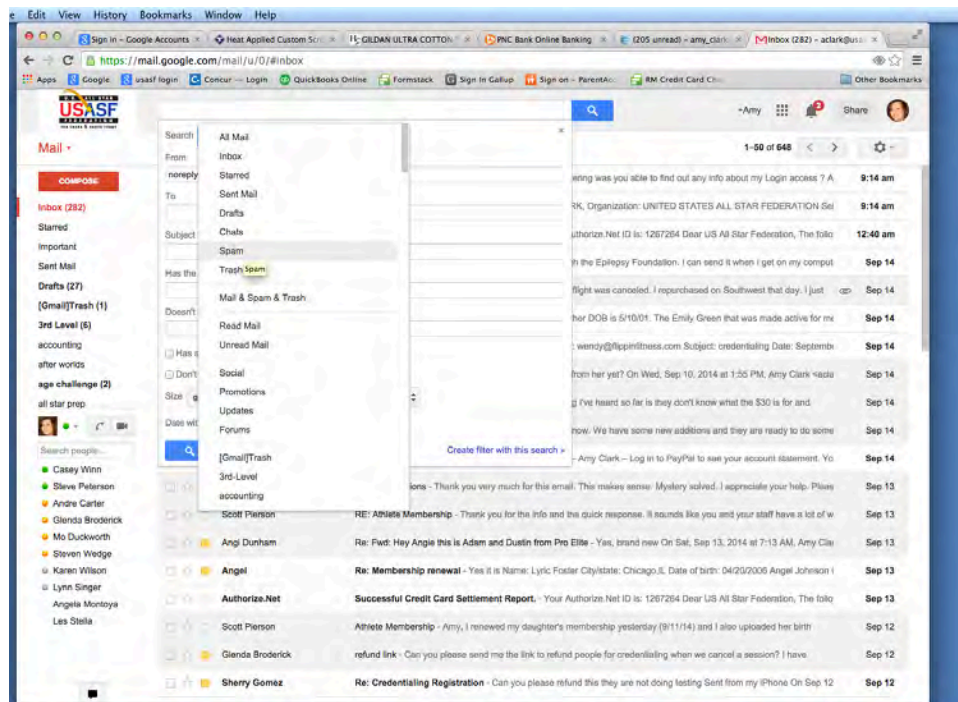
Go to your INBOX and look for an email from **membership@usasf.net**

The message will look like this in your INBOX.

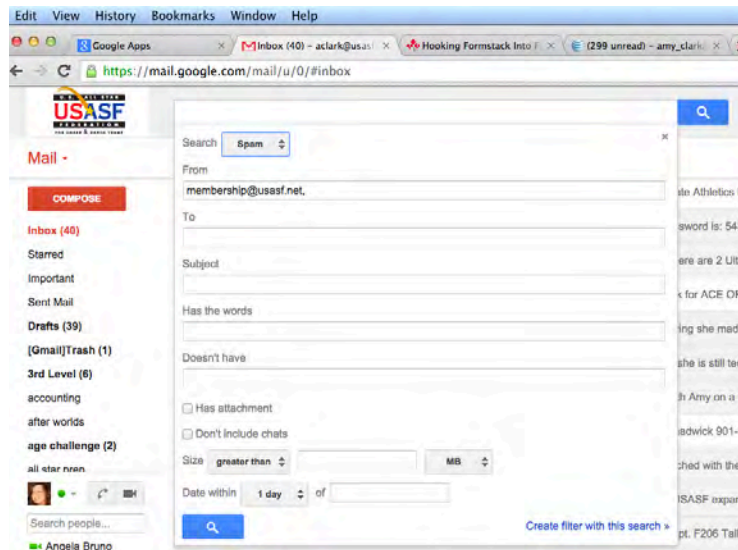
If you see it in your inbox go to page 3 for further instructions



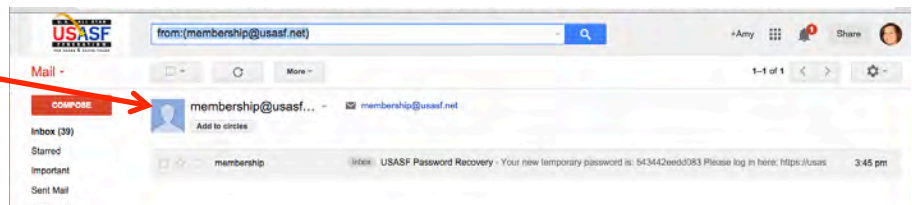
If you do NOT see the email in your INBOX you will need to check your SPAM or JUNK folder.



Once in your spam folder you may need to MANUALLY SEARCH for and email from membership@usasf.net (type the email into search bar and specify the Spam or Junk folder)

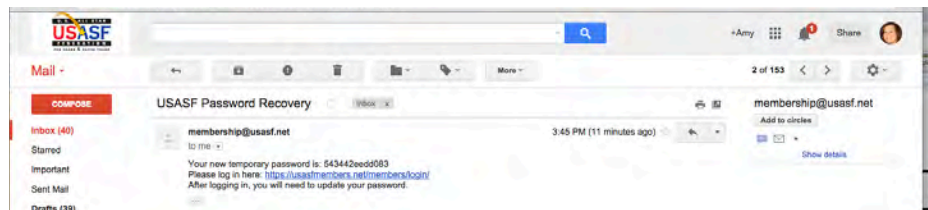


You will see an email in your Spam / Junk Mailbox that looks like this

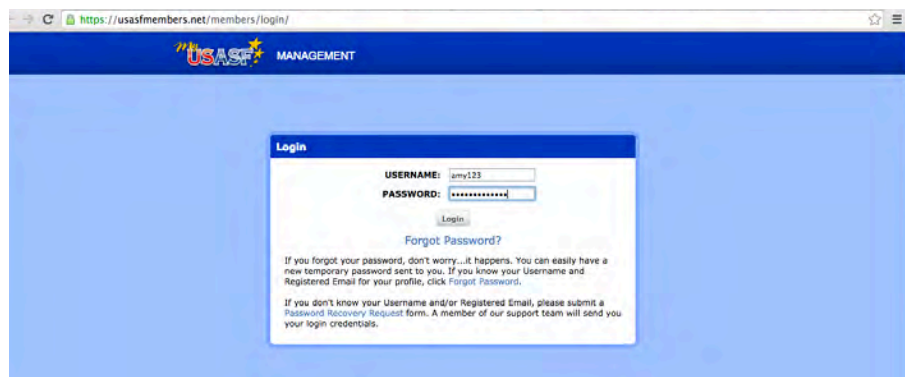


Once you locate the email from **membership@usasf.net** follow the instructions below

- Click on the email and open it to view the message.
- Copy your temporary password.
- Click the link to login.



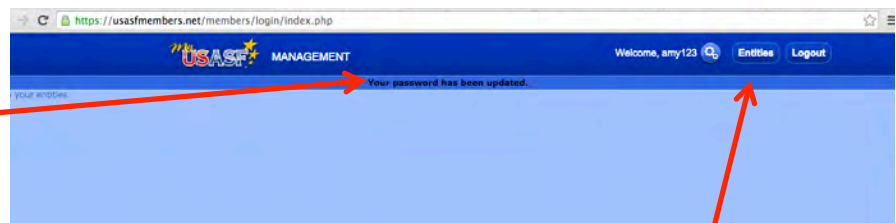
- Enter your username
- Paste your temporary password
- Click the LOGIN button



- Paste your temporary password
- Enter a NEW Password
- Confirm the NEW Password
- WRITE YOUR PASSWORD DOWN and SAVE IT
- Click UPDATE PASSWORD

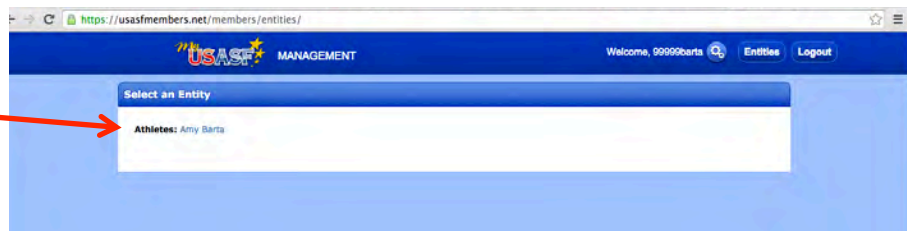
The screenshot shows the 'USASF MANAGEMENT' page with a 'Welcome, amy123' message. The main content area contains a form titled 'Current/Temp Password' with fields for 'Current/Temp Password', 'New Password', and 'Confirm New Password', followed by an 'Update Password' button.

You will see message that confirms that YOUR PASSWORD HAS BEEN UPDATED



Click on the ENTITIES button to access your profile

Click on the athlete name to be re-directed to your home screen



From your home screen (below) you can pay your membership fee, select your organization (All Star Program), upload your birth certificate and upload a head shot.

The screenshot shows the 'USASF MANAGEMENT' page with a 'Welcome, 99999barts' message. The page is divided into several sections: 'Basic Profile' (Name: Amy Barta, Nickname, Birthday: 09/01/2000, Email: amy_clark@ast.net, Phone, OTH Phone, Address, ID Card), 'Athlete Member Information' (Athlete Member ID: ac290212), 'Parent Information' (Name: Barta Barta Clark, Phone: 3304020893, Secondary Phone, Email: acclark@usaf.net), 'Event Schedule' (October 2014 calendar), and 'Past Teams' (You have no team history).